



Throttle Drive-By-Wire System

INTRODUCTION

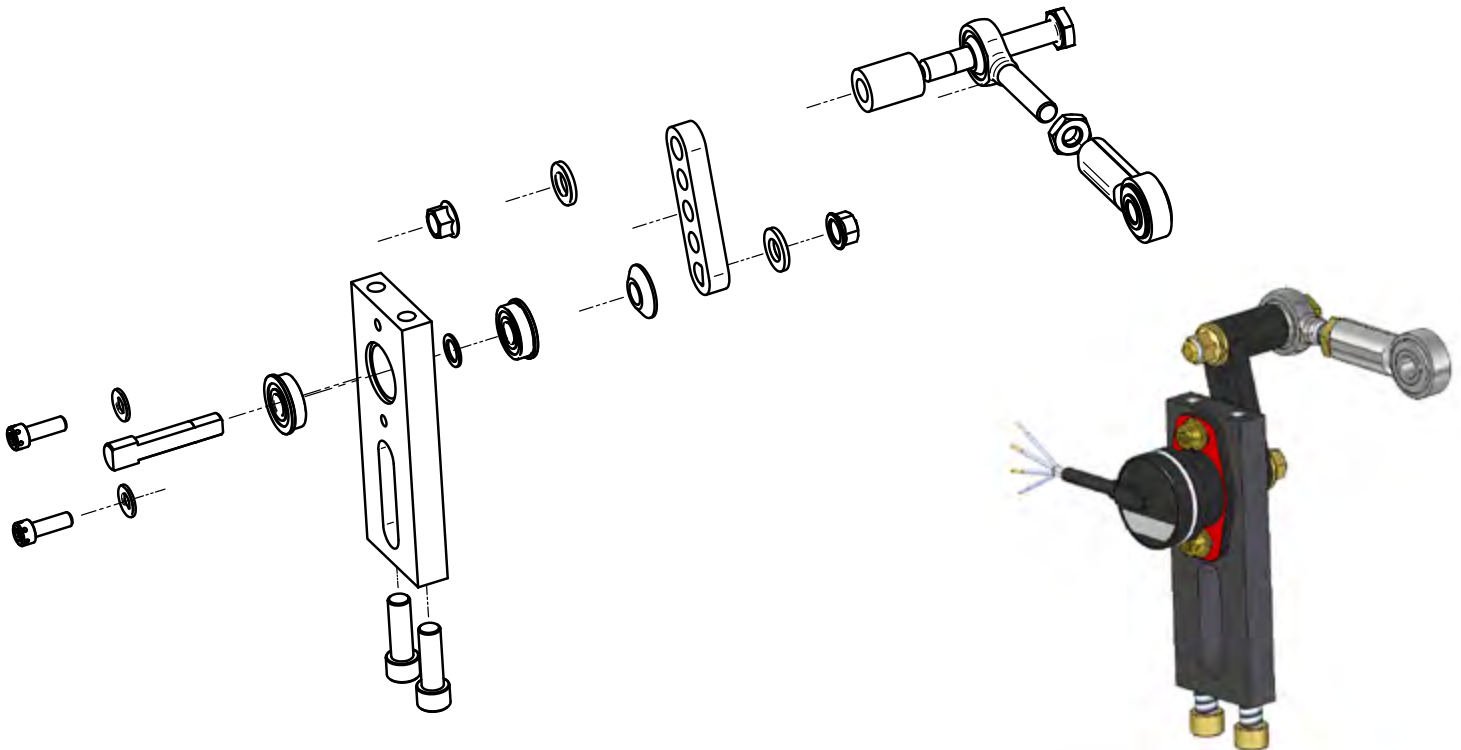
Tilton's 72-792 Throttle Drive by Wire System for use with the 600 series Floor and Hanging Pedal Assemblies is a bolt on kit that allows for throttle position to be monitored with a sensor and relayed electronically for Drive by Wire (DBW) applications. The kit includes a bearing carrier block that bolts to the existing holes on the pedal assembly frame. A link arm is provided for sensor shaft connection. The adjustable rod end pair connects this link arm to the throttle pedal.

NOTES

- Designed for use with Penny & Giles TPS280DP family of sensors (Sensor is not included).
- The Throttle Drive by Wire System comes pre-assembled from the factory.
- The Tilton throttle pedals have multiple bolt holes for connecting the rod end pair allowing for different ratios and therefore sensor shaft angle.
- Progressive sensor travel is possible with specific initial positioning of the link arm.
- Adjust length of rod end pair to avoid any binding of the linkage through throttle pedal travel. Make sure to keep adequate thread engagement between the male and female rod ends. Once adjusted, tighten the jam nut against the female rod end to prevent loosening.
- End user must assure clearance with this Throttle Drive by Wire System and any vehicle structure.



Exploded View



72-792 with sensor
(Sensor not included)